



向朋友說哈囉

參考資料 [If You're Happy and You Know It! | Barefoot Books Singalong - YouTube](#)

sequence	Teaching activities	narration 略述	time	Learning focus
1-1	vocal warm up	greeting	5min	linguistic
1-2	Feel the quarter note and eighth note.	quarter note- stomp your foot. eighth notes- clap your hands.	5min.	
1-3	What is/are the quarter note and eighth note.	Read the rhythm cards and repeat after teacher.	5min.	linguistic
1-4	Read the rhythmic phrase.	p. 11 “阿公拍電腦”	5min	rhythm
1-5	Song learning.	listen gist→body percussion→ lyrics	15min	singing
1-6	Move with the sound of music. Stop when the music stops.	Feel the rhythm in the sound of music and move with quarter note, eighth notes 教師彈奏鋼琴時注意四分音符，八分音符，四分休止符的轉換。	5min.	quarter note eighth notes

教學活動	時間	教具	評量
<p>Greeting</p> <p>T : Good morning, kids. I am your music teacher, you can call me Fanny. Please say “ Good morning Fanny.” After I say, “Good morning kids!”</p> <p>T : Good morning kids.</p> <p>S : Good morning kids.</p> <p>● 《Vocal warm up 》</p> <p>T : How are you?</p> <p>S : I’m fine.</p> <p>T : How are you doing?</p> <p>S : I’m fine, thank you.</p> <p>T : Let’s sing the greeting sentence.</p> <div style="text-align: center;"> <p>How are you to-day? I am fine thank-you. How are you to-day?</p> </div> <div style="text-align: center;"> <p>I am fine thank-you. How are you to-day? I am fine thank-you.</p> </div> <p>● 《Follow me.》</p> <p>Repeat after me. / Do it again.</p>	5 min	piano rhythm cards	



ta-ta-ta-ta-(stomp)



titi-titi-titi-titi (claps)



titi-titi- ta-ta- ,



ta- titi-titi- ta ,

titi-titi-titi- ta

讓孩子聽與模仿，暫不看節奏卡，教師要注意節奏句型不要多，並注意強弱變化。


T : Does anyone remember this one?  , Anyone remembers this one? 

大家記得二年級學過的  and  嗎?那麼英文要怎麼說?

 “ta” Is the quarter note,  , “ti-ti” are the eighth notes. (finger modeling)

T : Repeat after me “quarter note”, “eighth notes”

What about this one,

 ” Is the eighth note. It has the stem and a flag, eighth note. Repeat after me~ “eighth note”,

T : Now, can anyone tell us what it is? 卡片快閃問幾個孩子。

S :

S :

S :

T : Let’s look the bottom part on p. 11, speak the phrase in rhythmic.

(Teacher use claves-響棒 to play the beat.)

(p. 11 阿公阿公拍電腦 勺勺門門烏白走

A B C D 亂跳跳 阿公拍甲想欲哭)

T : Who knows how to speak in rhythmic?

T : Good job. Let’s sing a song. (p. 142)

[If You're Happy and You Know It! | Barefoot Books Singalong - YouTube](#)

Lyrics:

If you’re happy and you know it shout “Hello”

If you’re happy and you know it shout “Hello”

If you’re happy and you know it and you really want to show it,

5

body
percussion

5

rhythm card

5

e book

15


web music
e book

If you're happy and you know it shout "Hello"

T : Let's sing in mandarin. Let's turn on p. 10.

✧ Bonus 《Listen to the music》

T: Let's move with the sound of music. Stop when the music stops. (小朋友離開座位，隨著教師即興彈奏的 44 拍旋律移動，彈奏的元素要包含四分音符、八分音符、休止符。教師在彈奏的即興音樂結束前要帶入歌曲《說哈囉》的旋律。)

T : Sit down, please. Do you remember what is this ? Anyone knows what

is this ?

S : quarter note / eighth note

T : Well done. It's the end of our lesson today. See you next week.

[If You're Happy and You Know It! | Barefoot Books Singalong - YouTube](#)

5


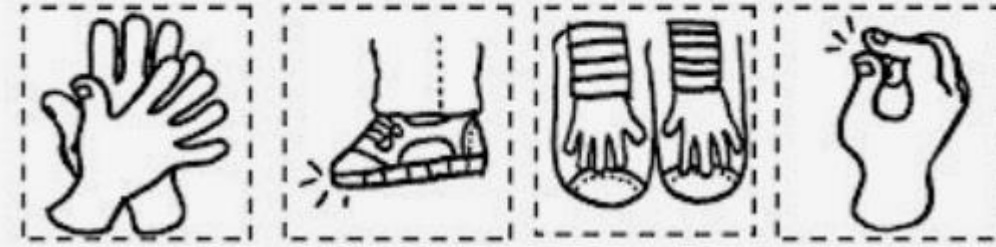
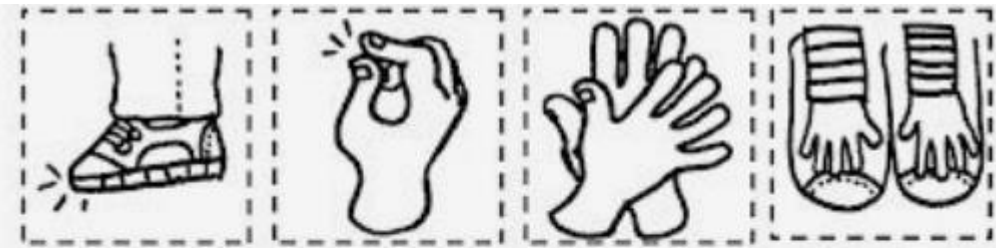
piano

Successful learners need : input, interaction, output, motivity, feedback.

[\(15\) Music Notes | Notes | Green Bean's Music - YouTube](#)

[\(15\) Do-Re Music - Musical notes \[cartoons for kids | songs for children\] - YouTube](#)





RHYTHM GUIDE



HOT DOG



GRAPE SODA



APPLE PIE



HOT FUDGE
SUNDAE



COCONUT
SHRIMP



RICE KRISPIE
TREAT



CHOCOLATE
STRAWBERRY



CINNAMON
OATMEAL



MILK AND
CEREAL



AVOCADO
TOAST



CHEESE
RAVIOLI



STRAWBERRY
ICE CREAM



CHIPS AND
GUACAMOLE



TATER TOT
CASSEROLE



PEPPERONI





ICE CREAM



HAMBURGER



HOT DOG



POPCORN



SODA POP



HOT FUDGE SUNDAE



CORN ON THE COB



WATERMELON



STRAWBERRY



STRAWBERRY ICE CREAM

















PEPPERONI PIZZA















AVOCADO TOAST



	Definition and/or Symbol:		Definition and/or Symbol:
Bar Line		Sharp	 One half step up
Staff		Fermata	 Hold a note as long as you want to
Measure		Slur	 Play legato
Double Bar Line		Natural	 Returns it to the original pitch
Treble Clef		Staccato	
Bass Clef		Legato	
Flat	 One half step down	Repeat	

Notes and Rests

 quarter note	 half note	 whole note
 quarter rest	 half rest	 whole rest
 eighth note	 sixteenth note	 dotted half
 eighth rest	 sixteenth rest	 dotted quarter

<https://www.teachmean.com/2015/05/01/notes-and-rests/>



營造安全且富信任感的課室文化

1. 「菜英文」老師跟大家一起學英文
2. 「單字倉庫」自由儲存單字&生產造句
3. 「自然放養」不嘲笑不考試不檢核不用背
4. 難度降低：中英對照、每節review
5. 我們上的是「視藝課」不是「英語課」

Notation Symbols



The staff



Bar line



Treble
clef



Bass
clef



Time
signature



Repeat
sign



Final bar line

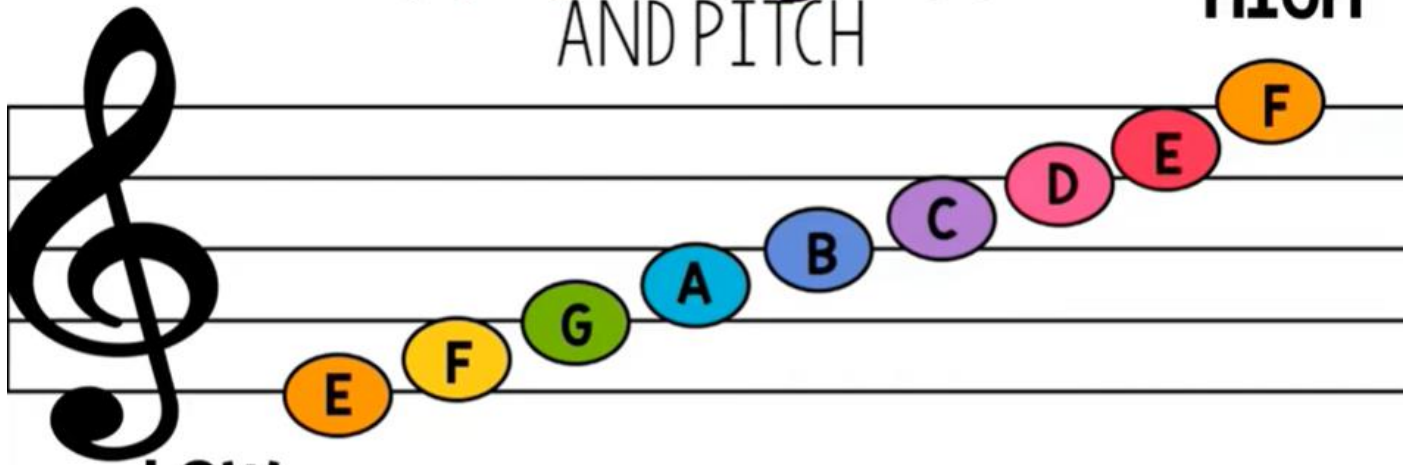


MUSICAL FRACTIONS

	Whole	
	Half	
	Quarter	
	Eighth	
	Sixteenth	



Musical Staff AND PITCH



LOW

Remember that we said that Pitch was how high or how low a sound is. We can assign a specific note to describe exactly how high or how low a sound is.

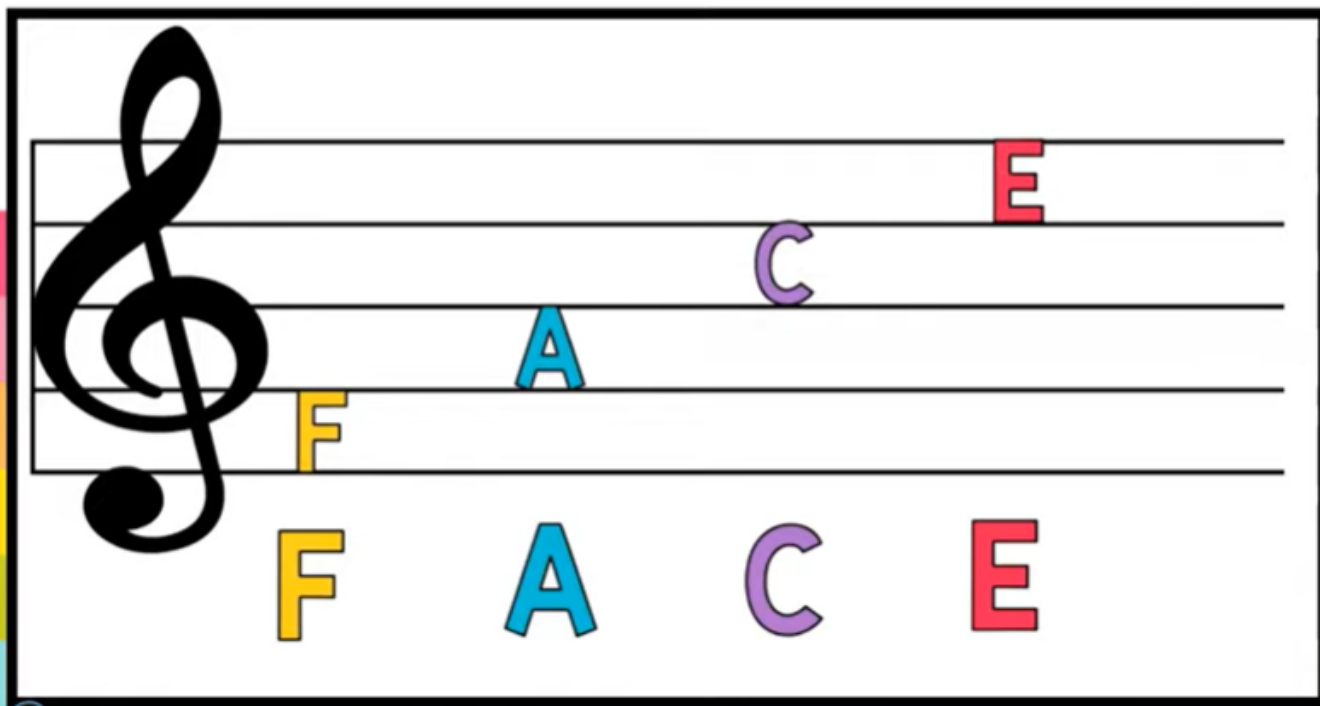
RECORDED WITH
SCREENCAST MATIC

We place those notes on the musical staff.

REMEMBERING LINES

A musical staff with a treble clef. The staff has five lines. The words 'EVERY', 'GOOD', 'BOY', 'DOES', and 'FINE' are written in different colors and positioned to correspond to the lines of the staff: 'EVERY' (orange) is on the first line, 'GOOD' (green) is on the second line, 'BOY' (blue) is on the third line, 'DOES' (red) is on the fourth line, and 'FINE' (yellow) is on the fifth line. Below the staff, the full sentence 'EVERY GOOD BOY DOES FINE' is written in the same color-coded letters.

REMEMBERING SPACES



NOTES GO BELOW AND ABOVE THE STAFF!

